

**Control ID:** Control 001

**Years of experience:** No archaeological experience

**Tools used to excavate the grave:** Trowel, hand shovel and shovel

**Did the participant sieve the fill:** Yes

**Weather conditions:** Flurries of snow and cold

**Time taken:** 5 hours

**Observations:**

This participant had no archaeological experience whatsoever. The conditions in which the participant excavated the feature were dreadful, with snow continuing to fall throughout the experiment. Prior to starting the excavation, the participant recorded the dimensions of the grave as a whole, and then proceeded to measure the dimensions of each of the turf clumps that had been placed back over the grave. The participant then removed the overlying turfs with a shovel, and placed a peg in the top left corner of the grave in order to be able to use it as a base point from which to measure the placement of evidence and fills within the grave.

The participant excavated the fills of the grave using a hand shovel, removing a shovelful of spoil at a time, working from one end of the grave to the other until the base of the grave was reached. As each shovelful was removed, the participant would sieve it in order to see if any evidence could be found. There was however, a problem, as the participant failed to define the edges of the grave correctly, leaving approximately 10cm of grave fill in situ without realising it. This meant that the cigarette papers and the two pence coin failed to be retrieved. In terms of the grave's structure the participant identified two fills.

When the participant identified a piece of evidence in the grave its place within the grave structure would be measured using the base point peg, and then it would be transferred to an evidence bag.

In terms of recording, the participant kept a notebook throughout the entire process and would write all of the findings (measurements, finds, soil layers) in it. The participant also took photographs to document the placement of evidence within the grave. The participant did not take pictures of the different fills within the grave.

**Table 8.121 Material evidence identified by Control 001:**

Evidence	Location in the Feature	Evidence Found	Evidence Found In Situ	Evidence Found Out of Situ	Evidence Not Found
E1 Dress	Along the base of the feature C4	Yes	Yes	No	No
E2 Two Pence Coin	C5 (Fill 1)	No	N/A	N/A	Yes
E3 Lighter	C6 (Fill 2)	Yes	Yes	No	No
E4 Fake Nail	C7 (Fill 3)	Yes	No	Yes	No
E5 ID Card	C7 (Fill 3)	Yes	Yes	No	No
E6 Earring 2	C7 (Fill 3)	Yes	No	Yes	No
E7 Curby Grip	C8 (Fill 4)	Yes	No	Yes	No
E8 Earring 1	C8 (Fill 4)	Yes	No	Yes	No
E9 Cigarette Papers	C9 (Fill 5)	No	N/A	N/A	Yes
Total:		7	3	4	2
Percentage:		77.78%	42.86%	57.14%	22.22%

**Table 8.122 Contexts identified by Control 001:**

Context Number	Description	Context Identified	Context Not Identified
C1	Natural	Yes	No
C2	Subsoil	Yes	No
C3	Topsoil and Turf	Yes	No
C4	Feature Cut	Yes	No
C5	Fill 1	No	Yes
C6	Fill 2	Yes	No
C7	Fill 3	No	Yes
C8	Fill 4	No	Yes
C9	Fill 5	Yes	No
C10	Replaced Turf	Yes	No
Total:		7	3
Percentage:		70.00%	30.00%


**Figure 8.81 Harris Matrix of Control 001's grave:**



**Table 8.123 Formation sequence of Control 001's grave:**

Feature's Stages of Formation	Description	Correctly Identified	Not Identified
Stage 1	The feature was cut (C4) through the top soil and turf (C3), subsoil (C2) and natural (C1)	Yes	No
Stage 2	The dress (E1) was placed along the base of the cut feature (C4)	Yes	No
Stage 3	Fill 1 (C5) started to be added to the feature overlaying the dress (E1)	No	Yes
Stage 4	A two pence coin (E2) was added to fill 1 (C5) at 10cmL,35cmW,25cmD	No	Yes
Stage 5	The rest of fill 1 (C5) was added to the feature, covering the two pence coin (E2)	No	Yes
Stage 6	Fill 2 (C6) started to be added to the feature	Yes	No
Stage 7	A lighter (E3) was added to fill 2 (C6) at 105cmL, 2cmW, 28cmD	Yes	No
Stage 8	The rest of fill 2 (C6) was added to the feature, covering the lighter (E3)	Yes	No
Stage 9	Fill 3 (C7) started to be added to the feature overlaying fill 1 (C5) and fill 2 (C6)	No	Yes
Stage 10	A fake nail (E4) was added to fill 3 (C7) at 70cmL, 10cmW, 25cmD	Yes	No
Stage 11	More of fill 3 (C7) was added into the feature, covering the fake nail (E4)	No	Yes
Stage 12	An ID card (E5) was added to fill 3 (C7) at 50cmL, 20cmW, 20cmD	Yes	No
Stage 13	More of fill 3 (C7) was added to the feature, covering the ID card (E5)	No	Yes
Stage 14	Earring 2 (E6) was added to fill 3 (C7) at 90cmL, 20cmW, 15cmD	Yes	No
Stage 15	The rest of fill 3 (C7) was added to the feature, covering earring 2 (E6)	No	Yes
Stage 16	Fill 4 (C8) started to be added to the feature overlaying fill 3 (C7)	No	Yes
Stage 17	A curby grip (E7) was added to fill 4 (C8) at 30cmL, 15cmW, 10cmD	Yes	No
Stage 18	More of fill 4 (C8) was added to the feature, covering the curby grip (E7)	No	Yes
Stage 19	Earring 1 (E8) was added to fill 4 (C8) at 90cmL, 35cmW, 5cmD	Yes	No
Stage 20	The rest of fill 4 (C8) was added to the feature, covering earring 1 (E8)	No	Yes
Stage 21	Fill 5 (C9) started to be added to feature overlaying fill 4 (C8)	Yes	No
Stage 22	Cigarette papers (E9) was added to fill 5 (C9) at 10cmL, 10cmW, 4cmD	No	Yes
Stage 23	The rest of fill 5 (C9) was added to the feature, covering the cigarette papers (E9)	No	Yes
Stage 24	The turf (C10) that had been removed during stage 1 was placed back over the feature, overlaying fill 5 (C9)	Yes	No
Total:		12	12
Percentage:		50.00%	50.00%

Figure 8.82 Long section drawing of Control 001's grave:



### **Control 001's narrative**

The items recovered suggest that they belong to a female aged between 16 and 28. This is due to the size and style of the dress found. I believe it would be difficult for the majority of male transsexuals or cross-dressers to be able to fit into such a small dress. The fact that the earrings still retained their 'butterfly' backs suggest that they were not forcibly removed. However, the false nail could indicate some struggle. The cigarette lighter suggests that the owner of the items was a smoker. The ID card could indicate that the owner has some disposable income however; it is not clear whether this card has been used. The fact that the dress was from Primark and the lighter was disposable could imply that money is tight. It is my belief that the owner of the items has brown hair – this is due to the colour of the single curly grip recovered.

The feature itself indicates that the person or persons digging were not rushed. They had time to section the turf before removing it piece by piece. The geometric shape of the hole could also indicate that some time had been taken during digging. In addition, the dress and cigarette lighter had been placed at the bottom of the hole and then covered with a layer of sand. This sand was not mixed with the upper soil.

I do not believe that the owner of the items was responsible for digging the feature.

**Control ID:** Control 002

**Years of experience:** No archaeological experience

**Tools used to excavate the grave:** Hand shovel, trowel and shovel

**Did the participant sieve the fill:** No

**Weather conditions:** Overcast and warm

**Time taken:** 2 hours

**Observations:**

This participant had no archaeological experience whatsoever. The participant started the process by measuring the dimensions of the grave. The participant then removed the turf overlying the grave with a shovel. By using a shovel to remove the turf clumps the participant accidentally went too deep, and removed the majority of the fifth fill (context 9) too. The participant then noticed the presence of cigarette papers and altered the excavation approach. The participant then used a trowel and a hand shovel to excavate the grave. The participant would dig across the length of the grave excavating in one direction and then would excavate back in the opposite direction until a change was noticed in the soil type. Whilst using this technique the participant noticed changes in soil texture and colouration and so would maintain the dimensions of the fills as the excavation progressed. The participant would document these changes in a notebook, and would measure the dimensions of each of the fills, as they were uncovered. However, as the participant reached the base of the grave and uncovered the top of the dress, the participant pulled it out from its original position and ended up disrupting the sand fill (context 5), resulting in it being strewn all over the base of the grave. This led to the participant incorrectly recording the two separate sand fills as being one, but unlike the first control, this participant did note that the fill sloped in the middle and was not a uniform flat layer.

When the participant found an item of evidence the item would be photographed and transferred into an evidence bag. The participant would measure the placement of an item using the grave walls as a reference point. The participant would write this information in a notebook.

The participant did not sieve as the experiment progressed, but did inspect each shovelful of soil as it was being transferred to the tarpaulin.

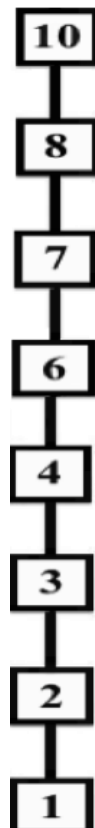
**Table 8.124 Material evidence identified by Control 002:**

Evidence	Location in the Feature	Evidence Found	Evidence Found In Situ	Evidence Found Out of Situ	Evidence Not Found
E1 Dress	Along the base of the feature C4	Yes	Yes	No	No
E2 Two Pence Coin	C5 (Fill 1)	Yes	Yes	No	No
E3 Lighter	C6 (Fill 2)	Yes	Yes	No	No
E4 Fake Nail	C7 (Fill 3)	Yes	No	Yes	No
E5 ID Card	C7 (Fill 3)	Yes	Yes	No	No
E6 Earring 2	C7 (Fill 3)	No	N/A	N/A	Yes
E7 Curby Grip	C8 (Fill 4)	No	N/A	N/A	Yes
E8 Earring 1	C8 (Fill 4)	Yes	No	Yes	No
E9 Cigarette Papers	C9 (Fill 5)	Yes	Yes	No	No
Total:		7	5	2	2
Percentage:		77.78%	71.43%	28.57%	22.22%

**Table 8.125 Contexts identified by Control 002:**

Context Number	Description	Context Identified	Context Not Identified
C1	Natural	Yes	No
C2	Subsoil	Yes	No
C3	Topsoil and Turf	Yes	No
C4	Feature Cut	Yes	No
C5	Fill 1	No	Yes
C6	Fill 2	Yes	No
C7	Fill 3	Yes	No
C8	Fill 4	Yes	No
C9	Fill 5	No	Yes
C10	Replaced Turf	Yes	No
Total:		8	2
Percentage:		80.00%	20.00%

**Figure 8.83 Harris Matrix of Control 002's grave:**

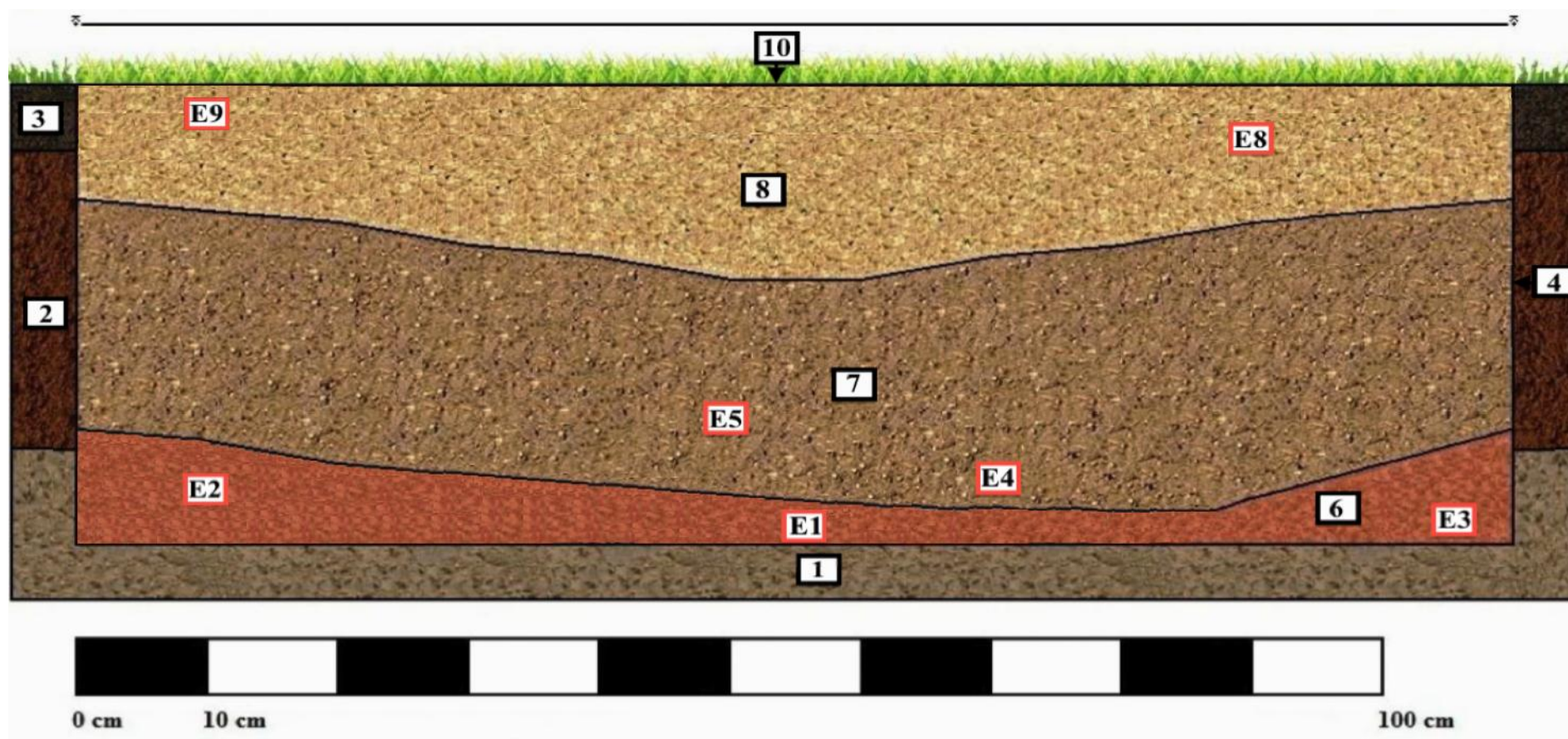


**Table 8.126 Formation sequence of Control 002's grave:**

Feature's Stages of Formation	Description	Correctly Identified	Not Identified
Stage 1	The feature was cut (C4) through the top soil and turf (C3), subsoil (C2) and natural (C1)	Yes	No
Stage 2	The dress (E1) was placed along the base of the cut feature (C4)	Yes	No
Stage 3	Fill 1 (C5) started to be added to the feature overlaying the dress (E1)	No	Yes
Stage 4	A two pence coin (E2) was added to fill 1 (C5) at 10cmL,35cmW,25cmD	Yes	No
Stage 5	The rest of fill 1 (C5) was added to the feature, covering the two pence coin (E2)	No	Yes
Stage 6	Fill 2 (C6) started to be added to the feature	Yes	No
Stage 7	A lighter (E3) was added to fill 2 (C6) at 105cmL, 2cmW, 28cmD	Yes	No
Stage 8	The rest of fill 2 (C6) was added to the feature, covering the lighter (E3)	Yes	No
Stage 9	Fill 3 (C7) started to be added to the feature overlaying fill 1 (C5) and fill 2 (C6)	Yes	No
Stage 10	A fake nail (E4) was added to fill 3 (C7) at 70cmL, 10cmW, 25cmD	Yes	No
Stage 11	More of fill 3 (C7) was added into the feature, covering the fake nail (E4)	Yes	No
Stage 12	An ID card (E5) was added to fill 3 (C7) at 50cmL, 20cmW, 20cmD	Yes	No
Stage 13	More of fill 3 (C7) was added to the feature, covering the ID card (E5)	Yes	No
Stage 14	Earring 2 (E6) was added to fill 3 (C7) at 90cmL, 20cmW, 15cmD	No	Yes
Stage 15	The rest of fill 3 (C7) was added to the feature, covering earring 2 (E6)	No	Yes
Stage 16	Fill 4 (C8) started to be added to the feature overlaying fill 3 (C7)	Yes	No
Stage 17	A curby grip (E7) was added to fill 4 (C8) at 30cmL, 15cmW, 10cmD	No	Yes
Stage 18	More of fill 4 (C8) was added to the feature, covering the curby grip (E7)	No	Yes
Stage 19	Earring 1 (E8) was added to fill 4 (C8) at 90cmL, 35cmW, 5cmD	Yes	No
Stage 20	The rest of fill 4 (C8) was added to the feature, covering earring 1 (E8)	Yes	No
Stage 21	Fill 5 (C9) started to be added to feature overlaying fill 4 (C8)	No	Yes
Stage 22	Cigarette papers (E9) was added to fill 5 (C9) at 10cmL, 10cmW, 4cmD	Yes	No
Stage 23	The rest of fill 5 (C9) was added to the feature, covering the cigarette papers (E9)	No	Yes
Stage 24	The turf (C10) that had been removed during stage 1 was placed back over the feature, overlaying fill 5 (C9)	Yes	No
Total:		16	8
Percentage:		66.67%	33.33%



Figure 8.84 Long section drawing of Control 002's grave:



## **Control 002's narrative**

Grave dug recently. The top layer of turf still divided into pieces where it was removed using a spade. The ground still disturbed around the area. It would appear as though an 110cm long pit was dug to a depth of approximately 30cm, with the original material of soil and stone supplemented with commercially available topsoil and sand.

It terms of formation it would appear as though a pit was dug, the material was removed and placed next to the pit. After which sand was carefully placed into the bottom of the pit. Into the sand some items were placed. Namely, a green cigarette lighter, a two pence coin and a blue and white stripy dress. After the sand some of the original material was returned coupled with a false fingernail and an ID. The following material returned to the pit was a mixture of topsoil (shop bought) and the original material. In which it can be assumed a silver earring was placed, although this was found later in the spoil heap, and a packet of cigarette papers.

In terms of a human narrative, it would appear as though the feature was constructed recently, probably using a spade by a few people or indeed one person, under fairly clement environmental conditions. The feature contained several pieces of "evidence" suggesting the remains of a young woman. Obviously, no human remains were found. However, the conditions under which the evidence was discovered suggests an attempt to hide evidence from an illegal activity or event, presumably, murder, rape or abduction.

**Control ID:** Control 003

**Years of experience:** No archaeological experience

**Tools used to excavate the grave:** Hand shovel and shovel

**Did the participant sieve the fill:** No

**Weather conditions:** Overcast and damp

**Time taken:** 1 1/2 hours

**Observations:**

This participant had no archaeological experience whatsoever. The participant started the experiment by measuring the dimensions of the grave, after which they removed the replaced turf. The participant then proceeded to excavate the fills of the grave using a mix of a shovel and a hand shovel, varying between the two tools as the excavation proceeded. The participant would use these tools to remove longitudinal sweeps of the grave's fill. This resulted in the participant digging through the fourth fill and the third fill without realising that there was a change in fill composition. Furthermore, as the participant used the shovel to remove the sand fills at the base of the grave, the participant was unable to determine that these were two separate fills, as the participant had mixed up the interface between them. Moreover, as the participant uncovered the dress at the base of the grave it was pulled out from its original position, further mixing up the sand fills at the base of the grave. This approach also resulted in the participant failing to define the boundaries of the feature, leaving approximately 10cm of the fills intact at either end of the grave. The participant only realised that this had occurred when a piece of material evidence was found to be sticking out of the fill. The participant then used the shovel to dig straight down to access this item and further disrupted the fills in the grave.

When pieces of evidence were found the participant would note down the location in which it was found in a notebook and transfer each item into an evidence bag. The participant also used the notebook to document the change in soil colouration between the sand and the overlying fill. The participant also took photographs throughout the experiment, to document the procedure that was being used and the location in which evidence was recovered. The participant did not take photographs of the soil, as the participant's focus was purely on finding material evidence.

The participant failed to sieve the spoil extracted from the grave. However, occasionally, the participant would inspect the spoil contained within the hand shovel or shovel as it was being transferred to the tarpaulin, but this was rare.

**Table 8.127 Material evidence identified by Control 003:**

Evidence	Location in the Feature	Evidence Found	Evidence Found In Situ	Evidence Found Out of Situ	Evidence Not Found
E1 Dress	Along the base of the feature C4	Yes	Yes	No	No
E2 Two Pence Coin	C5 (Fill 1)	No	N/A	N/A	Yes
E3 Lighter	C6 (Fill 2)	Yes	Yes	No	No
E4 Fake Nail	C7 (Fill 3)	No	N/A	N/A	Yes
E5 ID Card	C7 (Fill 3)	Yes	Yes	No	No
E6 Earring 2	C7 (Fill 3)	No	N/A	N/A	Yes
E7 Curby Grip	C8 (Fill 4)	No	N/A	N/A	Yes
E8 Earring 1	C8 (Fill 4)	No	N/A	N/A	Yes
E9 Cigarette Papers	C9 (Fill 5)	Yes	Yes	No	No
Total:		4	4	0	5
Percentage:		44.44%	100.00%	0.00%	55.56%

**Table 8.128 Contexts identified by Control 003:**

Context Number	Description	Context Identified	Context Not Identified
C1	Natural	Yes	No
C2	Subsoil	Yes	No
C3	Topsoil and Turf	Yes	No
C4	Feature Cut	Yes	No
C5	Fill 1	Yes	No
C6	Fill 2	No	Yes
C7	Fill 3	No	Yes
C8	Fill 4	No	Yes
C9	Fill 5	Yes	No
C10	Replaced Turf	Yes	No
Total:		7	3
Percentage:		70.00%	30.00%

**Figure 8.85 Harris Matrix of Control 003's grave:**




**Table 8.129 Formation sequence of Control 003's grave:**

Feature's Stages of Formation	Description	Correctly Identified	Not Identified
Stage 1	The feature was cut (C4) through the top soil and turf (C3), subsoil (C2) and natural (C1)	Yes	No
Stage 2	The dress (E1) was placed along the base of the cut feature (C4)	Yes	No
Stage 3	Fill 1 (C5) started to be added to the feature overlaying the dress (E1)	Yes	No
Stage 4	A two pence coin (E2) was added to fill 1 (C5) at 10cmL,35cmW,25cmD	No	Yes
Stage 5	The rest of fill 1 (C5) was added to the feature, covering the two pence coin (E2)	No	Yes
Stage 6	Fill 2 (C6) started to be added to the feature	No	Yes
Stage 7	A lighter (E3) was added to fill 2 (C6) at 105cmL, 2cmW, 28cmD	Yes	No
Stage 8	The rest of fill 2 (C6) was added to the feature, covering the lighter (E3)	No	Yes
Stage 9	Fill 3 (C7) started to be added to the feature overlaying fill 1 (C5) and fill 2 (C6)	No	Yes
Stage 10	A fake nail (E4) was added to fill 3 (C7) at 70cmL, 10cmW, 25cmD	No	Yes
Stage 11	More of fill 3 (C7) was added into the feature, covering the fake nail (E4)	No	Yes
Stage 12	An ID card (E5) was added to fill 3 (C7) at 50cmL, 20cmW, 20cmD	Yes	No
Stage 13	More of fill 3 (C7) was added to the feature, covering the ID card (E5)	No	Yes
Stage 14	Earring 2 (E6) was added to fill 3 (C7) at 90cmL, 20cmW, 15cmD	No	Yes
Stage 15	The rest of fill 3 (C7) was added to the feature, covering earring 2 (E6)	No	Yes
Stage 16	Fill 4 (C8) started to be added to the feature overlaying fill 3 (C7)	No	Yes
Stage 17	A curby grip (E7) was added to fill 4 (C8) at 30cmL, 15cmW, 10cmD	No	Yes
Stage 18	More of fill 4 (C8) was added to the feature, covering the curby grip (E7)	No	Yes
Stage 19	Earring 1 (E8) was added to fill 4 (C8) at 90cmL, 35cmW, 5cmD	No	Yes
Stage 20	The rest of fill 4 (C8) was added to the feature, covering earring 1 (E8)	No	Yes
Stage 21	Fill 5 (C9) started to be added to feature overlaying fill 4 (C8)	Yes	No
Stage 22	Cigarette papers (E9) was added to fill 5 (C9) at 10cmL, 10cmW, 4cmD	Yes	No
Stage 23	The rest of fill 5 (C9) was added to the feature, covering the cigarette papers (E9)	Yes	No
Stage 24	The turf (C10) that had been removed during stage 1 was placed back over the feature, overlaying fill 5 (C9)	Yes	No
Total:		9	15
Percentage:		37.50%	62.50%



Figure 8.86 Long section drawing of Control 003's grave:



### **Control 003's narrative**

Excavation began at 11:42. I began by removing the loose layer off grass with a shovel. The total area of the site was 110cm x 40cm. I then moved onto using a small hand shovel and shovel to carefully remove small amounts of soil and place them onto the tarpaulin provided and I had a quick scan for finds.

The first item I found was an ID card located in the centre of the grave. I continued to dig around the edges of the grave and discovered a second item – cigarette papers at the top left corner. When I reached towards the base of the feature there was a layer of fine sand across the whole area. I moved to using the hand shovel to remove it from the grave. I then came across a ladies blue stripy dress. I continued to dig around the edges of the grave and found a blue lighter. All items were removed and placed into labelled bags with the depths and the time at which the objects were found written on them. Photos were taken throughout.



**Control ID:** Control 004

**Years of experience:** No archaeological experience

**Tools used to excavate the grave:** Trowel and hand shovel

**Did the participant sieve the fill:** Yes

**Weather conditions:** Clear and warm

**Time taken:** 2 hours

**Observations:**

This participant had no archaeological experience whatsoever. The participant started the experiment by measuring the dimensions of the grave and removing the turf that was overlying the grave by hand. The participant then began to excavate the grave using a hand shovel. The participant would remove fills by dragging the hand shovel across the length of the feature and placing the spoil onto a tarpaulin. The depth of each shovelful of soil varied throughout the entire process as the participant did not follow a strict protocol. Due to using this approach the participant failed to identify the fourth and third fills.

As the excavation progressed the participant identified the presence of sand at either end of the feature. The participant then began to use a trowel to carefully reveal the sand fills. This resulted in the participant successfully uncovering the two separate sand fills, allowing the participant to note the fact that these fills sloped down towards the middle of the grave but did not join. Unlike the previous control participants, when the participant noticed the presence of the dress the participant did not pull it out but excavated the fill until the dress was fully uncovered.

When material evidence was identified the participant would record its position using the grave walls as a reference point and noted down these details in a notebook. The participant would also take photographs of the objects and then transfer them into an evidence bag. The participant also documented the change in fills via taking photographs and writing notes in the notebook to aid with interpreting the feature.

The participant also sieved all of the spoil that was removed from the grave in order to search for more material evidence. The participant would, however, attempt to sieve large volumes of spoil at a time, and became lethargic as the process went on. This

might explain why the participant failed to retrieve all of the pieces of material evidence whilst sieving.

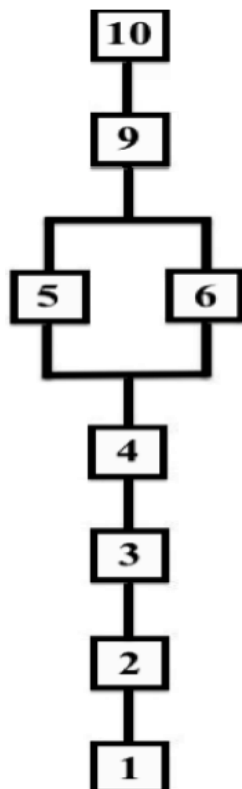
**Table 8.130 Material evidence identified by Control 004:**

Evidence	Location in the Feature	Evidence Found	Evidence Found In Situ	Evidence Found Out of Situ	Evidence Not Found
E1 Dress	Along the base of the feature C4	Yes	Yes	No	No
E2 Two Pence Coin	C5 (Fill 1)	Yes	Yes	No	No
E3 Lighter	C6 (Fill 2)	Yes	Yes	No	No
E4 Fake Nail	C7 (Fill 3)	No	N/A	N/A	Yes
E5 ID Card	C7 (Fill 3)	Yes	Yes	No	No
E6 Earring 2	C7 (Fill 3)	No	N/A	N/A	Yes
E7 Curby Grip	C8 (Fill 4)	No	N/A	N/A	Yes
E8 Earring 1	C8 (Fill 4)	Yes	No	Yes	No
E9 Cigarette Papers	C9 (Fill 5)	Yes	Yes	No	No
Total:		6	5	1	3
Percentage:		66.67%	83.33%	16.67%	33.33%

**Table 8.131 Contexts identified by Control 004:**

Context Number	Description	Context Identified	Context Not Identified
C1	Natural	Yes	No
C2	Subsoil	Yes	No
C3	Topsoil and Turf	Yes	No
C4	Feature Cut	Yes	No
C5	Fill 1	Yes	No
C6	Fill 2	Yes	No
C7	Fill 3	No	Yes
C8	Fill 4	No	Yes
C9	Fill 5	Yes	No
C10	Replaced Turf	Yes	No
Total:		8	2
Percentage:		80.00%	20.00%


**Figure 8.87 Harris Matrix of Control 004's grave:**



**Table 8.132 Formation sequence of Control 004's grave:**

Feature's Stages of Formation	Description	Correctly Identified	Not Identified
Stage 1	The feature was cut (C4) through the top soil and turf (C3), subsoil (C2) and natural (C1)	Yes	No
Stage 2	The dress (E1) was placed along the base of the cut feature (C4)	Yes	No
Stage 3	Fill 1 (C5) started to be added to the feature overlaying the dress (E1)	Yes	No
Stage 4	A two pence coin (E2) was added to fill 1 (C5) at 10cmL,35cmW,25cmD	Yes	No
Stage 5	The rest of fill 1 (C5) was added to the feature, covering the two pence coin (E2)	Yes	No
Stage 6	Fill 2 (C6) started to be added to the feature	Yes	No
Stage 7	A lighter (E3) was added to fill 2 (C6) at 105cmL, 2cmW, 28cmD	Yes	No
Stage 8	The rest of fill 2 (C6) was added to the feature, covering the lighter (E3)	Yes	No
Stage 9	Fill 3 (C7) started to be added to the feature overlaying fill 1 (C5) and fill 2 (C6)	No	Yes
Stage 10	A fake nail (E4) was added to fill 3 (C7) at 70cmL, 10cmW, 25cmD	No	Yes
Stage 11	More of fill 3 (C7) was added into the feature, covering the fake nail (E4)	No	Yes
Stage 12	An ID card (E5) was added to fill 3 (C7) at 50cmL, 20cmW, 20cmD	Yes	No
Stage 13	More of fill 3 (C7) was added to the feature, covering the ID card (E5)	No	Yes
Stage 14	Earring 2 (E6) was added to fill 3 (C7) at 90cmL, 20cmW, 15cmD	No	Yes
Stage 15	The rest of fill 3 (C7) was added to the feature, covering earring 2 (E6)	No	Yes
Stage 16	Fill 4 (C8) started to be added to the feature overlaying fill 3 (C7)	No	Yes
Stage 17	A curby grip (E7) was added to fill 4 (C8) at 30cmL, 15cmW, 10cmD	No	Yes
Stage 18	More of fill 4 (C8) was added to the feature, covering the curby grip (E7)	No	Yes
Stage 19	Earring 1 (E8) was added to fill 4 (C8) at 90cmL, 35cmW, 5cmD	Yes	No
Stage 20	The rest of fill 4 (C8) was added to the feature, covering earring 1 (E8)	No	Yes
Stage 21	Fill 5 (C9) started to be added to feature overlaying fill 4 (C8)	Yes	No
Stage 22	Cigarette papers (E9) was added to fill 5 (C9) at 10cmL, 10cmW, 4cmD	Yes	No
Stage 23	The rest of fill 5 (C9) was added to the feature, covering the cigarette papers (E9)	Yes	No
Stage 24	The turf (C10) that had been removed during stage 1 was placed back over the feature, overlaying fill 5 (C9)	Yes	No
Total:		14	10
Percentage:		58.33%	41.67%

Figure 8.88 Long section drawing of Control 004's grave:



### **Control 004's narrative**

Turf was placed onto the grave and soil placed into the grave. Cigarette papers were put into the grave, then an earring, then an ID card. Then separate deposits of sand were placed either side of the grave, one contained a lighter and the other contained a two pence coin. Under which there was a dress.

**Control ID:** Control 005

**Years of experience:** No archaeological experience

**Tools used to excavate the grave:** Trowel and hand shovel

**Did the participant sieve the fill:** No

**Weather conditions:** Clear and warm

**Time taken:** 2 hours

**Observations:**

This participant had no archaeological experience whatsoever. The participant started the experiment by measuring the dimensions of the grave. The participant then removed the turfs that had been placed on top of the grave by hand. The participant then began to excavate the grave using a hand shovel. The participant would start digging down at one end of the grave and then would drag the hand shovel across the longitudinal axis of the grave until the shovel needed to be emptied. This resulted in the participant failing to identify the two middle fills of the grave (fill 3 and fill 4). As with the previous participant, once the participant noticed the presence of sand at either end of the grave the participant adapted their approach and began to use the trowel to carefully uncover the boundary between the sand fills and the fill that lay over them. This resulted in the participant being able to determine that the two sand fills were separate fills rather than one. Furthermore, the participant did not pull the dress from under the sand fill, but excavated this fill until the dress was uncovered. This prevented the participant from mixing the sand fills accidentally and again, assisted the participant in determining that there were in fact two separate sand fills within the grave.

As material evidence was identified the participant would write down its location in a notebook, take photographs and transfer it into an evidence bag. The participant also took progress photos throughout the experiment and documented any thoughts about the finds and the different fills within the grave in the notebook. The participant also measured each of the fills and wrote down these measurements in the notebook.

The participant did not sieve any of the spoil extracted from the grave.

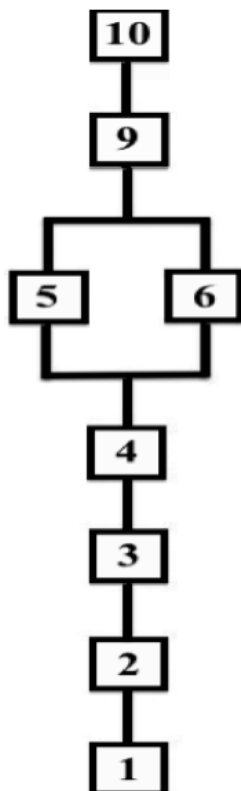
**Table 8.133 Material evidence identified by Control 005:**

Evidence	Location in the Feature	Evidence Found	Evidence Found In Situ	Evidence Found Out of Situ	Evidence Not Found
E1 Dress	Along the base of the feature C4	Yes	Yes	No	No
E2 Two Pence Coin	C5 (Fill 1)	No	N/A	N/A	Yes
E3 Lighter	C6 (Fill 2)	Yes	Yes	No	No
E4 Fake Nail	C7 (Fill 3)	No	N/A	N/A	Yes
E5 ID Card	C7 (Fill 3)	Yes	Yes	No	No
E6 Earring 2	C7 (Fill 3)	No	N/A	N/A	Yes
E7 Curby Grip	C8 (Fill 4)	No	N/A	N/A	Yes
E8 Earring 1	C8 (Fill 4)	No	N/A	N/A	Yes
E9 Cigarette Papers	C9 (Fill 5)	Yes	Yes	No	No
Total:		4	4	0	5
Percentage:		44.44%	100.00%	0.00%	55.56%

**Table 8.134 Contexts identified by Control 005:**

Context Number	Description	Context Identified	Context Not Identified
C1	Natural	Yes	No
C2	Subsoil	Yes	No
C3	Topsoil and Turf	Yes	No
C4	Feature Cut	Yes	No
C5	Fill 1	Yes	No
C6	Fill 2	Yes	No
C7	Fill 3	No	Yes
C8	Fill 4	No	Yes
C9	Fill 5	Yes	No
C10	Replaced Turf	Yes	No
Total:		8	2
Percentage:		80.00%	20.00%

**Figure 8.89 Harris Matrix of Control 005's grave:**






**Table 8.135 Formation sequence of Control 005's grave:**

Feature's Stages of Formation	Description	Correctly Identified	Not Identified
Stage 1	The feature was cut (C4) through the top soil and turf (C3), subsoil (C2) and natural (C1)	Yes	No
Stage 2	The dress (E1) was placed along the base of the cut feature (C4)	Yes	No
Stage 3	Fill 1 (C5) started to be added to the feature overlaying the dress (E1)	Yes	No
Stage 4	A two pence coin (E2) was added to fill 1 (C5) at 10cmL,35cmW,25cmD	No	Yes
Stage 5	The rest of fill 1 (C5) was added to the feature, covering the two pence coin (E2)	No	Yes
Stage 6	Fill 2 (C6) started to be added to the feature	Yes	No
Stage 7	A lighter (E3) was added to fill 2 (C6) at 105cmL, 2cmW, 28cmD	Yes	No
Stage 8	The rest of fill 2 (C6) was added to the feature, covering the lighter (E3)	Yes	No
Stage 9	Fill 3 (C7) started to be added to the feature overlaying fill 1 (C5) and fill 2 (C6)	No	Yes
Stage 10	A fake nail (E4) was added to fill 3 (C7) at 70cmL, 10cmW, 25cmD	No	Yes
Stage 11	More of fill 3 (C7) was added into the feature, covering the fake nail (E4)	No	Yes
Stage 12	An ID card (E5) was added to fill 3 (C7) at 50cmL, 20cmW, 20cmD	Yes	No
Stage 13	More of fill 3 (C7) was added to the feature, covering the ID card (E5)	No	Yes
Stage 14	Earring 2 (E6) was added to fill 3 (C7) at 90cmL, 20cmW, 15cmD	No	Yes
Stage 15	The rest of fill 3 (C7) was added to the feature, covering earring 2 (E6)	No	Yes
Stage 16	Fill 4 (C8) started to be added to the feature overlaying fill 3 (C7)	No	Yes
Stage 17	A curby grip (E7) was added to fill 4 (C8) at 30cmL, 15cmW, 10cmD	No	Yes
Stage 18	More of fill 4 (C8) was added to the feature, covering the curby grip (E7)	No	Yes
Stage 19	Earring 1 (E8) was added to fill 4 (C8) at 90cmL, 35cmW, 5cmD	No	Yes
Stage 20	The rest of fill 4 (C8) was added to the feature, covering earring 1 (E8)	No	Yes
Stage 21	Fill 5 (C9) started to be added to feature overlaying fill 4 (C8)	Yes	No
Stage 22	Cigarette papers (E9) was added to fill 5 (C9) at 10cmL, 10cmW, 4cmD	Yes	No
Stage 23	The rest of fill 5 (C9) was added to the feature, covering the cigarette papers (E9)	Yes	No
Stage 24	The turf (C10) that had been removed during stage 1 was placed back over the feature, overlaying fill 5 (C9)	Yes	No
Total:		11	13
Percentage:		45.83%	54.17%

Figure 8.90 Long section drawing of Control 005's grave:



### **Control 005's narrative**

A rectangular hole was dug, dimensions: 110cm x 40cm x 30cm deep.

At the bottom of the grave, the blue and white shapeless dress was laid. The dress was placed on the topside of the grave and reached the middle of the grave.

On top of the dress, sand was deposited. The sand was deeper at the top of the grave than it was in the middle. Up to 20cm of sand covered the top of the dress, whereas the lower part of the dress was covered with 2cm of sand.

Sand was also placed in the lower half of the grave. There was more sand at the bottom of the grave, up to 20cm deep.

Whilst the sand in the lower part of the grave was being placed a lighter fell in the sand.

Darker topsoil was then placed on top of the sand. An ID card was found in the centre of the grave. More soil was then placed on top of the ID card.

Cigarette papers were found in the top right side of the grave. More soil was on top of the cigarette papers.

Summary: Hole dug, dress, sand, lighter, sand, dark topsoil, ID card, dark topsoil, cigarette paper, dark topsoil, turf.

**Control ID:** Control 006

**Years of experience:** No archaeological experience

**Tools used to excavate the grave:** Trowel and hand shovel

**Did the participant sieve the fill:** No

**Weather conditions:** Overcast and warm

**Time taken:** 2 1/4 hours

**Observations:**

This participant had no archaeological experience whatsoever. The participant started the process by measuring the dimensions of the grave. The participant then divided the grave into three sections across its width using test pegs and string. The participant allocated each of these sections a letter 'A', 'B' and 'C'. The participant then removed the turf off of the first section (section A) and then proceeded to remove the fills in this section with a hand shovel. Once the participant reached the base of section A, sections B and C were excavated in the same manner. Unfortunately, through using a hand shovel to remove the majority of the fills the participant was unable to identify the presence of fills 4 and 3, and as the participant failed to check or realise that the different fills would be present in the section face that had been created, these fills were not documented. Furthermore, as the participant removed each section individually, and did not document the position of the sand fills at the bottom, the participant mistakenly believed there to be only one sand fill at the base of the grave that sloped at either end.

As items of material evidence were uncovered the participant would document their positions in a notebook. The participant did not deem it relevant to document the dimensions of the different fills identified, but briefly described them in a sketch in the notebook. Material evidence was, however, photographed in situ.

The participant did not sieve any of the spoil removed from the grave.

**Table 8.136 Material evidence identified by Control 006:**

Evidence	Location in the Feature	Evidence Found	Evidence Found In Situ	Evidence Found Out of Situ	Evidence Not Found
E1 Dress	Along the base of the feature C4	Yes	Yes	No	No
E2 Two Pence Coin	C5 (Fill 1)	Yes	No	Yes	No
E3 Lighter	C6 (Fill 2)	Yes	Yes	No	No
E4 Fake Nail	C7 (Fill 3)	Yes	Yes	No	No
E5 ID Card	C7 (Fill 3)	Yes	Yes	No	No
E6 Earring 2	C7 (Fill 3)	Yes	No	Yes	No
E7 Curby Grip	C8 (Fill 4)	No	N/A	N/A	Yes
E8 Earring 1	C8 (Fill 4)	Yes	No	Yes	No
E9 Cigarette Papers	C9 (Fill 5)	Yes	Yes	No	No
Total:		8	5	3	1
Percentage:		88.89%	62.50%	37.50%	11.11%

**Table 8.137 Contexts identified by Control 006:**

Context Number	Description	Context Identified	Context Not Identified
C1	Natural	Yes	No
C2	Subsoil	Yes	No
C3	Topsoil and Turf	Yes	No
C4	Feature Cut	Yes	No
C5	Fill 1	Yes	No
C6	Fill 2	No	Yes
C7	Fill 3	No	Yes
C8	Fill 4	No	Yes
C9	Fill 5	Yes	No
C10	Replaced Turf	Yes	No
Total:		7	3
Percentage:		70.00%	30.00%

**Figure 8.91 Harris Matrix of Control 006's grave:**




**Table 8.138 Formation sequence of Control 006's grave:**

Feature's Stages of Formation	Description	Correctly Identified	Not Identified
Stage 1	The feature was cut (C4) through the top soil and turf (C3), subsoil (C2) and natural (C1)	Yes	No
Stage 2	The dress (E1) was placed along the base of the cut feature (C4)	Yes	No
Stage 3	Fill 1 (C5) started to be added to the feature overlaying the dress (E1)	Yes	No
Stage 4	A two pence coin (E2) was added to fill 1 (C5) at 10cmL,35cmW,25cmD	Yes	No
Stage 5	The rest of fill 1 (C5) was added to the feature, covering the two pence coin (E2)	Yes	No
Stage 6	Fill 2 (C6) started to be added to the feature	No	Yes
Stage 7	A lighter (E3) was added to fill 2 (C6) at 105cmL, 2cmW, 28cmD	Yes	No
Stage 8	The rest of fill 2 (C6) was added to the feature, covering the lighter (E3)	No	Yes
Stage 9	Fill 3 (C7) started to be added to the feature overlaying fill 1 (C5) and fill 2 (C6)	No	Yes
Stage 10	A fake nail (E4) was added to fill 3 (C7) at 70cmL, 10cmW, 25cmD	Yes	No
Stage 11	More of fill 3 (C7) was added into the feature, covering the fake nail (E4)	No	Yes
Stage 12	An ID card (E5) was added to fill 3 (C7) at 50cmL, 20cmW, 20cmD	Yes	No
Stage 13	More of fill 3 (C7) was added to the feature, covering the ID card (E5)	No	Yes
Stage 14	Earring 2 (E6) was added to fill 3 (C7) at 90cmL, 20cmW, 15cmD	Yes	No
Stage 15	The rest of fill 3 (C7) was added to the feature, covering earring 2 (E6)	No	Yes
Stage 16	Fill 4 (C8) started to be added to the feature overlaying fill 3 (C7)	No	Yes
Stage 17	A curby grip (E7) was added to fill 4 (C8) at 30cmL, 15cmW, 10cmD	No	Yes
Stage 18	More of fill 4 (C8) was added to the feature, covering the curby grip (E7)	No	Yes
Stage 19	Earring 1 (E8) was added to fill 4 (C8) at 90cmL, 35cmW, 5cmD	Yes	No
Stage 20	The rest of fill 4 (C8) was added to the feature, covering earring 1 (E8)	No	Yes
Stage 21	Fill 5 (C9) started to be added to feature overlaying fill 4 (C8)	Yes	No
Stage 22	Cigarette papers (E9) was added to fill 5 (C9) at 10cmL, 10cmW, 4cmD	Yes	No
Stage 23	The rest of fill 5 (C9) was added to the feature, covering the cigarette papers (E9)	Yes	No
Stage 24	The turf (C10) that had been removed during stage 1 was placed back over the feature, overlaying fill 5 (C9)	Yes	No
Total:		14	10
Percentage:		58.33%	41.67%



Figure 8.92 Long section drawing of Control 006's grave:



### **Control 006's narrative**

The grave's dimensions were 110cm x 40cm x 30cm. The grave contained two different layers, one was made from brown topsoil and the other was yellow sand. The brown topsoil layer had cigarette papers, a pair of earrings, an ID card and a fake nail in. The sand had a two pence coin (1994) and a lighter in. This sand layer was on top of a blue and white stripy Primark dress. No bones or body parts were found.



**Control ID:** Control 007

**Years of experience:** No archaeological experience

**Tools used to excavate the grave:** Trowel and hand shovel

**Did the participant sieve the fill:** Yes

**Weather conditions:** Overcast and warm

**Time taken:** 2 1/2 hours

**Observations:**

This participant had no archaeological experience whatsoever. The participant started the excavation process by measuring the boundaries of the grave. Then the participant removed the turf that had been placed over the grave and began to excavate the grave's fills. The participant excavated the grave using a hand shovel. The participant would remove shovelfuls of soil at a time, with no structured approach. This meant that the participant failed to maintain the boundaries of the individual fills in the grave. This also meant that the participant failed to recognise the presence of fills three and four, as the participant dug straight through them. When the participant reached the sand fills the approach was changed and the participant began to use a trowel rather than a hand shovel. This change in approach is probably due to the fact that these fills were obviously distinct. The participant began to follow the boundaries of these sand fills and realised that they were sloping. However, when the participant noticed the dress on the base it was pulled from its position, resulting in the participant contaminating the area between the two sand fills with sand, leading the participant to think that the sand at the base of the grave was one fill that sloped in the middle.

As finds were identified the participant would record their position, photograph them and then transfer them into an evidence bag. Notes regarding finds were written in a notebook. In terms of recording fills, the participant did draw sketch plans of them, but did not add any detail in regards to the different fill's dimensions.

The participant did sieve all of the excavated spoil. This led to a high evidence recovery rate as the participant spent a long time inspecting the sieve for the presence of material evidence.

**Table 8.139 Material evidence identified by Control 007:**

Evidence	Location in the Feature	Evidence Found	Evidence Found In Situ	Evidence Found Out of Situ	Evidence Not Found
E1 Dress	Along the base of the feature C4	Yes	Yes	No	No
E2 Two Pence Coin	C5 (Fill 1)	Yes	No	Yes	No
E3 Lighter	C6 (Fill 2)	Yes	Yes	No	No
E4 Fake Nail	C7 (Fill 3)	Yes	Yes	No	No
E5 ID Card	C7 (Fill 3)	Yes	Yes	No	No
E6 Earring 2	C7 (Fill 3)	Yes	No	Yes	No
E7 Curby Grip	C8 (Fill 4)	Yes	No	Yes	No
E8 Earring 1	C8 (Fill 4)	Yes	Yes	No	No
E9 Cigarette Papers	C9 (Fill 5)	Yes	Yes	No	No
Total:		9	6	3	0
Percentage:		100.00%	66.67%	33.33%	0.00%

**Table 8.140 Contexts identified by Control 007:**

Context Number	Description	Context Identified	Context Not Identified
C1	Natural	Yes	No
C2	Subsoil	Yes	No
C3	Topsoil and Turf	Yes	No
C4	Feature Cut	Yes	No
C5	Fill 1	Yes	No
C6	Fill 2	No	Yes
C7	Fill 3	No	Yes
C8	Fill 4	No	Yes
C9	Fill 5	Yes	No
C10	Replaced Turf	Yes	No
Total:		7	3
Percentage:		70.00%	30.00%


**Figure 8.93 Harris Matrix of Control 007's grave:**



**Table 8.141 Formation sequence of Control 007's grave:**

Feature's Stages of Formation	Description	Correctly Identified	Not Identified
Stage 1	The feature was cut (C4) through the top soil and turf (C3), subsoil (C2) and natural (C1)	Yes	No
Stage 2	The dress (E1) was placed along the base of the cut feature (C4)	Yes	No
Stage 3	Fill 1 (C5) started to be added to the feature overlaying the dress (E1)	Yes	No
Stage 4	A two pence coin (E2) was added to fill 1 (C5) at 10cmL,35cmW,25cmD	Yes	No
Stage 5	The rest of fill 1 (C5) was added to the feature, covering the two pence coin (E2)	Yes	No
Stage 6	Fill 2 (C6) started to be added to the feature	No	Yes
Stage 7	A lighter (E3) was added to fill 2 (C6) at 105cmL, 2cmW, 28cmD	Yes	No
Stage 8	The rest of fill 2 (C6) was added to the feature, covering the lighter (E3)	No	Yes
Stage 9	Fill 3 (C7) started to be added to the feature overlaying fill 1 (C5) and fill 2 (C6)	No	Yes
Stage 10	A fake nail (E4) was added to fill 3 (C7) at 70cmL, 10cmW, 25cmD	Yes	No
Stage 11	More of fill 3 (C7) was added into the feature, covering the fake nail (E4)	No	Yes
Stage 12	An ID card (E5) was added to fill 3 (C7) at 50cmL, 20cmW, 20cmD	Yes	No
Stage 13	More of fill 3 (C7) was added to the feature, covering the ID card (E5)	No	Yes
Stage 14	Earring 2 (E6) was added to fill 3 (C7) at 90cmL, 20cmW, 15cmD	Yes	No
Stage 15	The rest of fill 3 (C7) was added to the feature, covering earring 2 (E6)	No	Yes
Stage 16	Fill 4 (C8) started to be added to the feature overlaying fill 3 (C7)	No	Yes
Stage 17	A curby grip (E7) was added to fill 4 (C8) at 30cmL, 15cmW, 10cmD	Yes	No
Stage 18	More of fill 4 (C8) was added to the feature, covering the curby grip (E7)	No	Yes
Stage 19	Earring 1 (E8) was added to fill 4 (C8) at 90cmL, 35cmW, 5cmD	Yes	No
Stage 20	The rest of fill 4 (C8) was added to the feature, covering earring 1 (E8)	No	Yes
Stage 21	Fill 5 (C9) started to be added to feature overlaying fill 4 (C8)	Yes	No
Stage 22	Cigarette papers (E9) was added to fill 5 (C9) at 10cmL, 10cmW, 4cmD	Yes	No
Stage 23	The rest of fill 5 (C9) was added to the feature, covering the cigarette papers (E9)	Yes	No
Stage 24	The turf (C10) that had been removed during stage 1 was placed back over the feature, overlaying fill 5 (C9)	Yes	No
Total:		15	9
Percentage:		62.50%	37.50%

Figure 8.94 Long section drawing of Control 007's grave



### **Control 007's narrative**

A grave would have been dug of 110cm long by 40cm wide and 30cm deep.

Then the dress was laid out in the western end of the grave with the top at the western most end and lying towards the east. Sand was covering this layer/item. In the eastern end a pink lighter was placed in the sand as well.

Soil was piled over this and a fake nail dropped close to the middle. More soil was placed on this and an ID card was placed in the middle of the grave perfectly at right angles to the rectangle of the grave's outline. The two pence coin was found on the soil near the position of the fake nail. One gold/green earring was in the north side or the eastern end of the grave. Still with the rubber stopper attached. A hair clip was placed in the soil near the western end of the grave. A second earring gold/green, was found in the south side of the western edge of the grave close to parallel with the line the other earring was on. It also still had the rubber stopper attached. Near the top of the grave a cigarette paper packet had been placed close to the western end of the grave, perpendicular to the grave's outline.

Both the cigarette paper packet and the ID card could be read by a person stood at the western end of the grave looking in per the orientation they were laid.

The turf that had been removed when the grave was dug was placed back over the grave.

**Control ID:** Control 008

**Years of experience:** No archaeological experience

**Tools used to excavate the grave:** Shovel and hand shovel

**Did the participant sieve the fill:** No

**Weather conditions:** Clear and hot

**Time taken:** 3 hours

**Observations:**

This participant had no archaeological training whatsoever. The participant started the excavation by measuring the dimensions of the grave. The participant then removed the overlying turfs by hand and then proceeded to excavate the grave using a shovel. The participant would dig down into the grave with the shovel and then transfer the spoil to the tarpaulin, moving across the length of the grave as each shovelful was removed.

This resulted in the participant digging through fills three and four. When the participant noticed that there was sand in the base of the grave they continued to use the shovel for the first few centimetres but then altered their approach and used a hand shovel. By this stage, however, the dimensions of the sand fills at the base of the grave had been disrupted and the participant had transferred sand across the base of the feature, leading the participant to interpret that the two sand fills were one flat, level fill. This issue was exacerbated by the fact that when the participant uncovered the dress it was pulled from its original position, further blurring the definition between the two sand fills.

As material evidence was found photographs were taken, and notes written in the participant's notebook regarding the item's location. The participant also took photographs of the sand layer.

The participant chose not to sieve the spoil and made no attempt to inspect the spoil for any material evidence.

**Table 8.142 Material evidence identified by Control 008:**

Evidence	Location in the Feature	Evidence Found	Evidence Found In Situ	Evidence Found Out of Situ	Evidence Not Found
E1 Dress	Along the base of the feature C4	Yes	Yes	No	No
E2 Two Pence Coin	C5 (Fill 1)	No	N/A	N/A	Yes
E3 Lighter	C6 (Fill 2)	Yes	Yes	No	No
E4 Fake Nail	C7 (Fill 3)	No	N/A	N/A	Yes
E5 ID Card	C7 (Fill 3)	Yes	Yes	No	No
E6 Earring 2	C7 (Fill 3)	No	N/A	N/A	Yes
E7 Curby Grip	C8 (Fill 4)	No	N/A	N/A	Yes
E8 Earring 1	C8 (Fill 4)	No	N/A	N/A	Yes
E9 Cigarette Papers	C9 (Fill 5)	Yes	Yes	No	No
Total:		4	4	0	5
Percentage:		44.44%	100.00%	0.00%	55.56%

**Table 8.143 Contexts identified by Control 008:**

Context Number	Description	Context Identified	Context Not Identified
C1	Natural	Yes	No
C2	Subsoil	Yes	No
C3	Topsoil and Turf	Yes	No
C4	Feature Cut	Yes	No
C5	Fill 1	Yes	No
C6	Fill 2	No	Yes
C7	Fill 3	No	Yes
C8	Fill 4	No	Yes
C9	Fill 5	Yes	No
C10	Replaced Turf	Yes	No
Total:		7	3
Percentage:		70.00%	30.00%

**Figure 8.95 Harris Matrix of Control 008's grave:**




**Table 8.144 Formation sequence of Control 008's grave:**

Feature's Stages of Formation	Description	Correctly Identified	Not Identified
Stage 1	The feature was cut (C4) through the top soil and turf (C3), subsoil (C2) and natural (C1)	Yes	No
Stage 2	The dress (E1) was placed along the base of the cut feature (C4)	Yes	No
Stage 3	Fill 1 (C5) started to be added to the feature overlaying the dress (E1)	Yes	No
Stage 4	A two pence coin (E2) was added to fill 1 (C5) at 10cmL,35cmW,25cmD	No	Yes
Stage 5	The rest of fill 1 (C5) was added to the feature, covering the two pence coin (E2)	No	Yes
Stage 6	Fill 2 (C6) started to be added to the feature	No	Yes
Stage 7	A lighter (E3) was added to fill 2 (C6) at 105cmL, 2cmW, 28cmD	Yes	No
Stage 8	The rest of fill 2 (C6) was added to the feature, covering the lighter (E3)	No	Yes
Stage 9	Fill 3 (C7) started to be added to the feature overlaying fill 1 (C5) and fill 2 (C6)	No	Yes
Stage 10	A fake nail (E4) was added to fill 3 (C7) at 70cmL, 10cmW, 25cmD	No	Yes
Stage 11	More of fill 3 (C7) was added into the feature, covering the fake nail (E4)	No	Yes
Stage 12	An ID card (E5) was added to fill 3 (C7) at 50cmL, 20cmW, 20cmD	Yes	No
Stage 13	More of fill 3 (C7) was added to the feature, covering the ID card (E5)	No	Yes
Stage 14	Earring 2 (E6) was added to fill 3 (C7) at 90cmL, 20cmW, 15cmD	No	Yes
Stage 15	The rest of fill 3 (C7) was added to the feature, covering earring 2 (E6)	No	Yes
Stage 16	Fill 4 (C8) started to be added to the feature overlaying fill 3 (C7)	No	Yes
Stage 17	A curby grip (E7) was added to fill 4 (C8) at 30cmL, 15cmW, 10cmD	No	Yes
Stage 18	More of fill 4 (C8) was added to the feature, covering the curby grip (E7)	No	Yes
Stage 19	Earring 1 (E8) was added to fill 4 (C8) at 90cmL, 35cmW, 5cmD	No	Yes
Stage 20	The rest of fill 4 (C8) was added to the feature, covering earring 1 (E8)	No	Yes
Stage 21	Fill 5 (C9) started to be added to feature overlaying fill 4 (C8)	Yes	No
Stage 22	Cigarette papers (E9) was added to fill 5 (C9) at 10cmL, 10cmW, 4cmD	Yes	No
Stage 23	The rest of fill 5 (C9) was added to the feature, covering the cigarette papers (E9)	Yes	No
Stage 24	The turf (C10) that had been removed during stage 1 was placed back over the feature, overlaying fill 5 (C9)	Yes	No
Total:		9	15
Percentage:		37.50%	62.50%



Figure 8.96 Long section drawing of Control 008's grave:



**Control 008's narrative**

The grave was dug, and then a dress was placed on the bottom. Then sand was put in the grave. In this sand there was a lighter and an ID card. Some brown soil was then put on top of the sand and this soil had a packet of cigarette papers in. Then grass was put back over the grave. There didn't appear to be any bones in the grave. The grave was approximately 110cm long, 40cm wide and 30cm deep.

**Control ID:** Control 009

**Years of experience:** No archaeological experience

**Tools used to excavate the grave:** Trowel and hand shovel

**Did the participant sieve the fill:** Yes

**Weather conditions:** Overcast and warm

**Time taken:** 2 1/2 hours

**Observations:**

This participant had no archaeological experience whatsoever. The participant started the excavation by recording the dimensions of the grave. The participant then began to excavate the grave using a hand shovel. The participant would drag the hand shovel across the length of the grave and then sieve the extracted spoil. This resulted in the participant digging straight through the third and the fourth fills. When the participant got towards the end of the grave, the participant noticed the presence of the sand fills. The participant then used a combination of a trowel and a hand shovel to remove these fills. This resulted in the participant realising that the two sand fills sloped down towards the centre of the grave. However, by using the hand shovel to remove some of the sand the participant dragged sand into the middle of the grave, where the boundary between these split sand fills was, which resulted in the participant misinterpreting these two different fills as one.

When the participant identified pieces of material evidence their locations would be noted down in the participant's notebook and photographs would be taken. The participant also took photographs of the two different fills and measured their dimensions.

The participant sieved all of the extracted spoil. However, the participant did not pay full attention during this process and several items of material evidence were thrown onto the tarpaulin without being noticed.

**Table 8.145 Material evidence identified by Control 009:**

Evidence	Location in the Feature	Evidence Found	Evidence Found In Situ	Evidence Found Out of Situ	Evidence Not Found
E1 Dress	Along the base of the feature C4	Yes	Yes	No	No
E2 Two Pence Coin	C5 (Fill 1)	Yes	No	Yes	No
E3 Lighter	C6 (Fill 2)	Yes	Yes	No	No
E4 Fake Nail	C7 (Fill 3)	No	N/A	N/A	Yes
E5 ID Card	C7 (Fill 3)	Yes	Yes	No	No
E6 Earring 2	C7 (Fill 3)	No	N/A	N/A	Yes
E7 Curby Grip	C8 (Fill 4)	No	N/A	N/A	Yes
E8 Earring 1	C8 (Fill 4)	No	N/A	N/A	Yes
E9 Cigarette Papers	C9 (Fill 5)	Yes	Yes	No	No
Total:		5	4	1	4
Percentage:		55.56%	80.00%	20.00%	44.44%

**Table 8.146 Contexts identified by Control 009:**

Context Number	Description	Context Identified	Context Not Identified
C1	Natural	Yes	No
C2	Subsoil	Yes	No
C3	Topsoil and Turf	Yes	No
C4	Feature Cut	Yes	No
C5	Fill 1	Yes	No
C6	Fill 2	No	Yes
C7	Fill 3	No	Yes
C8	Fill 4	No	Yes
C9	Fill 5	Yes	No
C10	Replaced Turf	Yes	No
Total:		7	3
Percentage:		70.00%	30.00%

**Figure 8.97 Harris Matrix of Control 009's grave:**




**Table 8.147 Formation sequence of Control 009's grave:**

Feature's Stages of Formation	Description	Correctly Identified	Not Identified
Stage 1	The feature was cut (C4) through the top soil and turf (C3), subsoil (C2) and natural (C1)	Yes	No
Stage 2	The dress (E1) was placed along the base of the cut feature (C4)	Yes	No
Stage 3	Fill 1 (C5) started to be added to the feature overlaying the dress (E1)	Yes	No
Stage 4	A two pence coin (E2) was added to fill 1 (C5) at 10cmL,35cmW,25cmD	Yes	No
Stage 5	The rest of fill 1 (C5) was added to the feature, covering the two pence coin (E2)	Yes	No
Stage 6	Fill 2 (C6) started to be added to the feature	No	Yes
Stage 7	A lighter (E3) was added to fill 2 (C6) at 105cmL, 2cmW, 28cmD	Yes	No
Stage 8	The rest of fill 2 (C6) was added to the feature, covering the lighter (E3)	No	Yes
Stage 9	Fill 3 (C7) started to be added to the feature overlaying fill 1 (C5) and fill 2 (C6)	No	Yes
Stage 10	A fake nail (E4) was added to fill 3 (C7) at 70cmL, 10cmW, 25cmD	No	Yes
Stage 11	More of fill 3 (C7) was added into the feature, covering the fake nail (E4)	No	Yes
Stage 12	An ID card (E5) was added to fill 3 (C7) at 50cmL, 20cmW, 20cmD	Yes	No
Stage 13	More of fill 3 (C7) was added to the feature, covering the ID card (E5)	No	Yes
Stage 14	Earring 2 (E6) was added to fill 3 (C7) at 90cmL, 20cmW, 15cmD	No	Yes
Stage 15	The rest of fill 3 (C7) was added to the feature, covering earring 2 (E6)	No	Yes
Stage 16	Fill 4 (C8) started to be added to the feature overlaying fill 3 (C7)	No	Yes
Stage 17	A curby grip (E7) was added to fill 4 (C8) at 30cmL, 15cmW, 10cmD	No	Yes
Stage 18	More of fill 4 (C8) was added to the feature, covering the curby grip (E7)	No	Yes
Stage 19	Earring 1 (E8) was added to fill 4 (C8) at 90cmL, 35cmW, 5cmD	No	Yes
Stage 20	The rest of fill 4 (C8) was added to the feature, covering earring 1 (E8)	No	Yes
Stage 21	Fill 5 (C9) started to be added to feature overlaying fill 4 (C8)	Yes	No
Stage 22	Cigarette papers (E9) was added to fill 5 (C9) at 10cmL, 10cmW, 4cmD	Yes	No
Stage 23	The rest of fill 5 (C9) was added to the feature, covering the cigarette papers (E9)	Yes	No
Stage 24	The turf (C10) that had been removed during stage 1 was placed back over the feature, overlaying fill 5 (C9)	Yes	No
Total:		11	13
Percentage:		45.83%	54.17%



Figure 8.98 Long section drawing of Control 009's grave:



### **Control 009's narrative**

The grave was composed of two layers. One layer was made from sand; this layer was at the bottom of the grave. The other layer was made from a light brown soil with organic matter in, which had been placed on top of the sand. Turf had then been placed back on top of the grave.

The sand layer looked like builder's sand and so was probably brought in from elsewhere and contained: a blue and white Primark dress, a plastic lighter and a two pence coin.

The light brown soil contained: an ID card and a packet of cigarette papers.

There was no evidence of human remains.



**Control ID:** Control 010

**Years of experience:** No archaeological experience

**Tools used to excavate the grave:** Trowel and hand shovel

**Did the participant sieve the fill:** Yes

**Weather conditions:** Overcast and warm

**Time taken:** 2 1/4 hours

**Observations:**

This participant had no archaeological experience whatsoever. The participant started the excavation by recording the dimensions of the grave. The participant then removed the turf by hand and began to dig out the fills with a hand shovel. The participant would dig down approximately 5-10cm in one area and would then put the hand shovel in the gap that had been created to remove the rest of the in situ fill. This resulted in the participant digging through fills four and three without noticing the change in composition. However, as with the other participants, once the sand fills were noticed the participant altered their approach. The participant began to use the trowel and carefully removed the fill overlaying the sand fills, ensuring that the boundaries of the sand fills were maintained. This enabled the participant to determine that there were two distinct sand fills in the grave rather than one. The participant also resisted the urge to pull the dress from its position and waited until the overlaying sand had been removed before lifting it.

As items of material evidence were uncovered the participant was careful to document where each item was found in their notebook. The participant also took photographs of each item in the place in which it was found and in the evidence bag it was transferred to. The participant also took photographs of the different fills that they had identified and measured the fill's dimensions and noted them down in their notebook.

The participant also ensured that the two sand fills were sieved separately from each other and from the other fill that the participant had identified, in order for the participant to be able to state where a piece of evidence had originated.

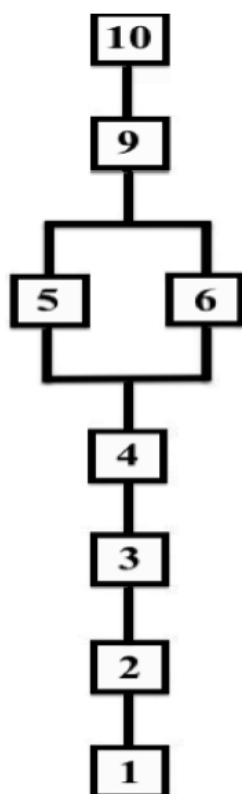
**Table 8.148 Material evidence identified by Control 010:**

Evidence	Location in the Feature	Evidence Found	Evidence Found In Situ	Evidence Found Out of Situ	Evidence Not Found
E1 Dress	Along the base of the feature C4	Yes	Yes	No	No
E2 Two Pence Coin	C5 (Fill 1)	Yes	No	Yes	No
E3 Lighter	C6 (Fill 2)	Yes	No	Yes	No
E4 Fake Nail	C7 (Fill 3)	Yes	No	Yes	No
E5 ID Card	C7 (Fill 3)	Yes	Yes	No	No
E6 Earring 2	C7 (Fill 3)	No	N/A	N/A	Yes
E7 Curby Grip	C8 (Fill 4)	No	N/A	N/A	Yes
E8 Earring 1	C8 (Fill 4)	No	N/A	N/A	Yes
E9 Cigarette Papers	C9 (Fill 5)	Yes	Yes	No	No
Total:		6	3	3	3
Percentage:		66.67%	50.00%	50.00%	33.33%

**Table 8.149 Contexts identified by Control 010:**

Context Number	Description	Context Identified	Context Not Identified
C1	Natural	Yes	No
C2	Subsoil	Yes	No
C3	Topsoil and Turf	Yes	No
C4	Feature Cut	Yes	No
C5	Fill 1	Yes	No
C6	Fill 2	Yes	No
C7	Fill 3	No	Yes
C8	Fill 4	No	Yes
C9	Fill 5	Yes	No
C10	Replaced Turf	Yes	No
Total:		8	2
Percentage:		80.00%	20.00%


**Figure 8.99 Harris Matrix of Control 010's grave:**



**Table 8.150 Formation sequence of Control 010's grave:**

Feature's Stages of Formation	Description	Correctly Identified	Not Identified
Stage 1	The feature was cut (C4) through the top soil and turf (C3), subsoil (C2) and natural (C1)	Yes	No
Stage 2	The dress (E1) was placed along the base of the cut feature (C4)	Yes	No
Stage 3	Fill 1 (C5) started to be added to the feature overlaying the dress (E1)	Yes	No
Stage 4	A two pence coin (E2) was added to fill 1 (C5) at 10cmL,35cmW,25cmD	Yes	No
Stage 5	The rest of fill 1 (C5) was added to the feature, covering the two pence coin (E2)	Yes	No
Stage 6	Fill 2 (C6) started to be added to the feature	Yes	No
Stage 7	A lighter (E3) was added to fill 2 (C6) at 105cmL, 2cmW, 28cmD	Yes	No
Stage 8	The rest of fill 2 (C6) was added to the feature, covering the lighter (E3)	Yes	No
Stage 9	Fill 3 (C7) started to be added to the feature overlaying fill 1 (C5) and fill 2 (C6)	No	Yes
Stage 10	A fake nail (E4) was added to fill 3 (C7) at 70cmL, 10cmW, 25cmD	Yes	No
Stage 11	More of fill 3 (C7) was added into the feature, covering the fake nail (E4)	No	Yes
Stage 12	An ID card (E5) was added to fill 3 (C7) at 50cmL, 20cmW, 20cmD	Yes	No
Stage 13	More of fill 3 (C7) was added to the feature, covering the ID card (E5)	No	Yes
Stage 14	Earring 2 (E6) was added to fill 3 (C7) at 90cmL, 20cmW, 15cmD	No	Yes
Stage 15	The rest of fill 3 (C7) was added to the feature, covering earring 2 (E6)	No	Yes
Stage 16	Fill 4 (C8) started to be added to the feature overlaying fill 3 (C7)	No	Yes
Stage 17	A curby grip (E7) was added to fill 4 (C8) at 30cmL, 15cmW, 10cmD	No	Yes
Stage 18	More of fill 4 (C8) was added to the feature, covering the curby grip (E7)	No	Yes
Stage 19	Earring 1 (E8) was added to fill 4 (C8) at 90cmL, 35cmW, 5cmD	No	Yes
Stage 20	The rest of fill 4 (C8) was added to the feature, covering earring 1 (E8)	No	Yes
Stage 21	Fill 5 (C9) started to be added to feature overlaying fill 4 (C8)	Yes	No
Stage 22	Cigarette papers (E9) was added to fill 5 (C9) at 10cmL, 10cmW, 4cmD	Yes	No
Stage 23	The rest of fill 5 (C9) was added to the feature, covering the cigarette papers (E9)	Yes	No
Stage 24	The turf (C10) that had been removed during stage 1 was placed back over the feature, overlaying fill 5 (C9)	Yes	No
Total:		14	10
Percentage:		58.33%	41.67%

Figure 8.100 Long section drawing of Control 010's grave:



### **Control 010's narrative**

The grave was dug by the perpetrator(s) to the following dimensions: 110cm x 40cm x 30cm.

The perpetrator(s) then put two different sand layers in, both of which sloped down towards the middle but didn't join.

Sand layer 1 covered a blue and white striped dress and also had a two pence coin in dated to 1994.

Sand layer 2 had a green plastic lighter in.

Above these two sand layers a layer of brown topsoil was put in the grave and filled the grave to the brim. This layer had a fake fingernail, an ID card and a packet of cigarette papers in.

Then the perpetrator(s) attempted to hide the grave by putting turf over it. This turf was likely to have been the turf that was removed when the perpetrator(s) dug the grave.